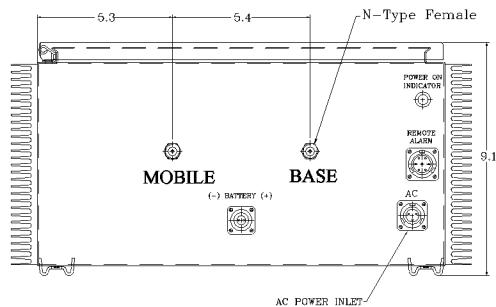
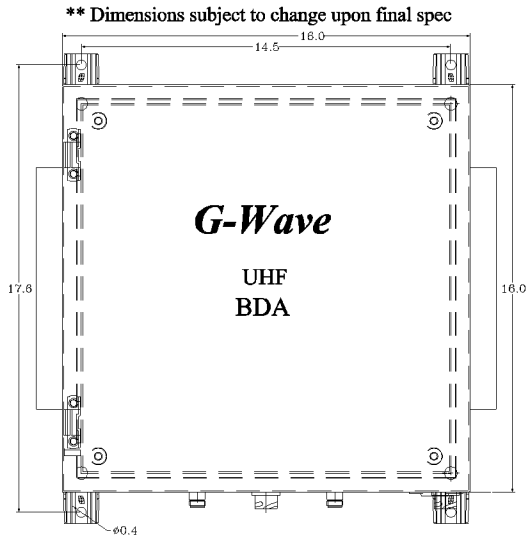


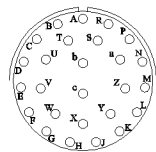
This is a Generic Specification provided for electric specification definition and is not available for purchase. Exact frequencies must be provided and a final specification generated prior to order. G-Wave BDAs are factory tuned.

AVAILABLE OPTIONS	Description
S1	External +24 to 26.5 VDC Back Up
O26	NFPA Local Alarming via 26 Pin Connector and Pigtail
D	Cannon Type AC Connector (No AC/DC Protections)
RED	RED Enclosure

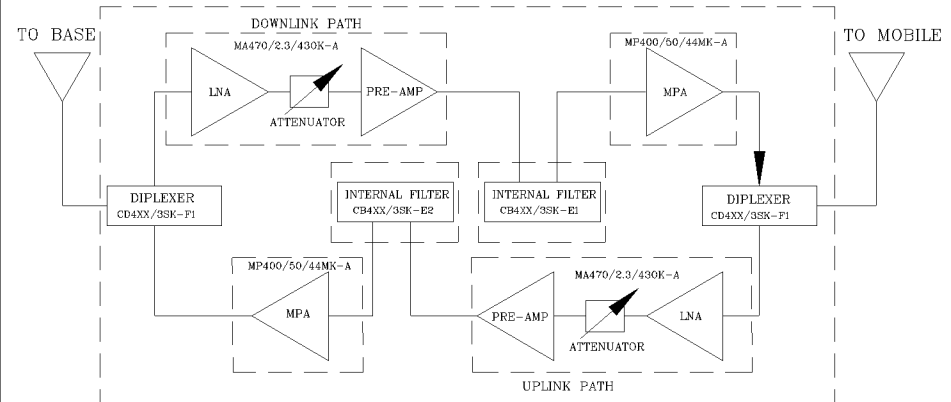
REVISIONS			
REV		DATE	APPROVED
A	Enclosure changed to reflect additional filters inside.	11/11	G. David
B	Part Numbering System Changed	06/13	G. David



PIN OUT NFPA O26



PIN #	DESCRIPTION
A	1-NO DL/UL Current Alarm
B	1-COM DL/UL Current Alarm
C	1-NC DL/UL Current Alarm
D	2-NO Donor Antenna Alarm
E	2-COM Donor Antenna Alarm
F	2-NC Donor Antenna Alarm
G	3-NO DC Backup Alarm
H	3-COM DC Backup Alarm
J	3-NC DC Backup Alarm
K	
L	
M	
N	GND
P	GND
R	+12 VDC 200mA
S	+12 VDC 200mA (STNB)

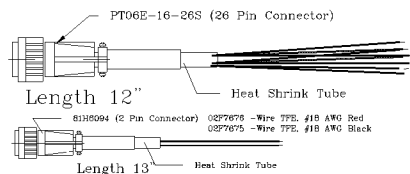


Electrical Specifications

- *Down-Link (Base to Mobile) Frequency Range [MHz] : 380-512
- *Up-Link (Mobile to Base) Frequency Range [MHz] : 380-512
- *Frequency of Operation Bandwidth [MHz] : 3
- *Minimum Passband Separation [MHz] : 3
- *Gain (Minimum attenuation) [dB] : 55 (Min.) , 60 (Typ.)
- *Gain Flatness [dB] : +/- 2.0 (Typ.)
- *Noise Figure (System) [dB] : 6.0 (Max.), 5.5 (Typ.)
- *Manual Attenuation Range [dB] : 0-30 in 2-dB steps
- *Output Power ALC Set [dBm] : Uplink : +31±1
Downlink : +31±1
- *Output Composite Power [dBm] : Uplink : +31 (Typ.)
Downlink : +31 (Typ.)
- *3rd Order Output Intercept Point [dBm] @ 2 tones + 28 dBm each : Uplink : +50 (Typ.)
Downlink : +50 (Typ.)
- *3rd Order Output Intercept Point [dBm] @ 2 tones + 28 dBm each : Downlink : +50 (Typ.)
- *Power Supply : 110V/0.51A to 220V/2.6A (Autoranging) 50 to 60 Hz
- *Propagation Delay [uSec] : <0.3
- *Input/Output Impedance : 50 ohm
- *VSWR IN/OUT : <1.5:1
- *Net Weight : < TBD
- *PAINT: FLAT EPOXY LIGHT GRAY

WARNING. This is NOT a CONSUMER device. It is designed for installation by FCC LICENSEES and QUALIFIED INSTALLERS. You MUST have an FCC LICENSE or express consent of an FCC Licensee to operate this device. Unauthorized use may result in significant forfeiture penalties, including penalties in excess of \$100,000 for each continuing violation.

WITHOUT INCLUSION OF ACSP OPTION, THIS UNIT MAY NOT BE POWERED BY A GENERATOR.



SKU # 13302379

DC Current Draw @ +24VDC: 1.88A

NEMA 4 ENCLOSURE

FCC ID Q8KUHF3680N

DIMENSIONS ARE IN INCHES. TOLERANCES ARE:		CONTRACT NO:		G-Wave Solutions	
ANGLES	DECIMALS	APPROVALS	DATE	TITLE	
± 1°	.XX ± .05 .XX ± .01 .XXX ± .003			NFPA UHF BDA	
TREATMENT		DRAWN Sivak	10/12	BDA-UHF/3-31/31-55-N	
FINISH	63	CHECKED		SIZE	CAGE CODE
MATERIAL		ENG.		A	DWG NO:
		DESIGN ACTIVITY		BDA-UHF/3-31/31-55-N-1	
				SCALE None	SHEET 1 OF 1