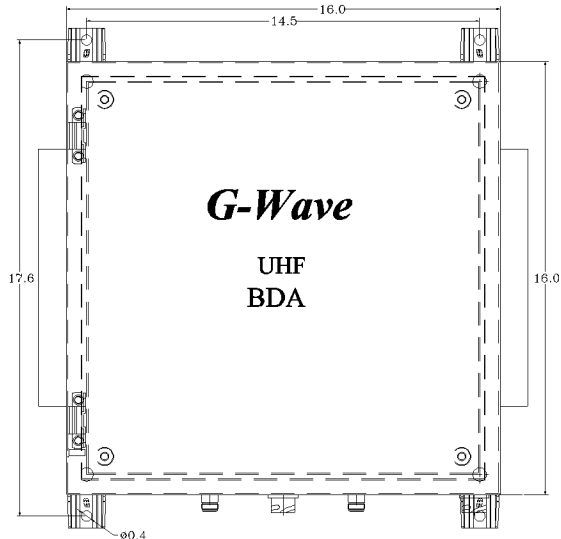
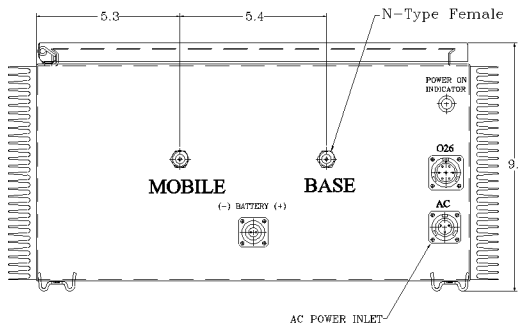


This is a Generic Specification provided for electric specification definition and is not available for purchase. Exact frequencies must be provided and a final specification generated prior to order. G-Wave BDAs are factory tuned.

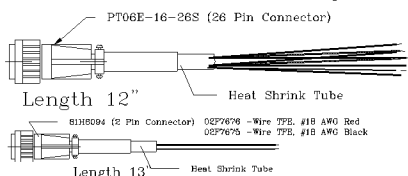
** Dimensions subject to change upon final spec



G-Wave
UHF
BDA



WARNING. This is NOT a CONSUMER device. It is designed for installation by FCC LICENSEES and QUALIFIED INSTALLERS. You MUST have an FCC LICENSE or express consent of an FCC Licensee to operate this device. Unauthorized use may result in significant forfeiture penalties, including penalties in excess of \$100,000 for each continuing violation.



SKU # 13302624

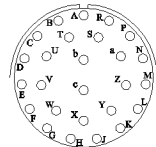
DC Current Draw @ +24VDC: 2.45A

WITHOUT INCLUSION OF ACSP OPTION, THIS UNIT MAY NOT BE POWERED BY A GENERATOR.

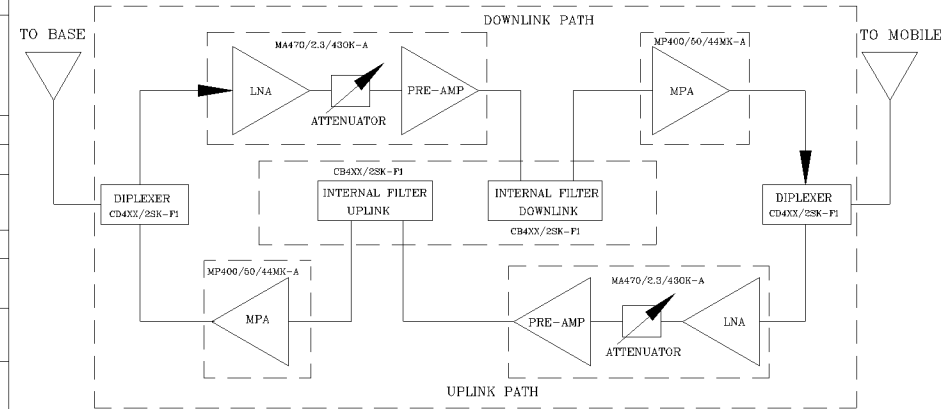
AVAILABLE OPTIONS	Description
O26	Standard NFPA Compliant Local Alarming via 26 Pin Connector
S1	External +24 to 26.5 VDC Back Up
D	Cannon Type AC Connector (No AC/DC Protections)
RED	RED Enclosure

PIN #	DESCRIPTION
A	1-NO DL/UL Current Alarm
B	1-COM DL/UL Current Alarm
C	1-NC DL/UL Current Alarm
D	2-NO Donor Antenna Alarm
E	2-COM Donor Antenna Alarm
F	2-NC Donor Antenna Alarm
G	3-NO DC Backup Alarm
H	3-COM DC Backup Alarm
J	3-NC DC Backup Alarm
K	
L	
M	
N	GND
P	GND
R	+12 VDC 200mA
S	+12 VDC 200mA (STNB)

PIN OUT NFPA O26



REVISIONS			
REV		DATE	APPROVED
A	Part Numbering System Changed	11/12	G. David



Electrical Specifications

- *Down-Link (Base to Mobile) Frequency Range [MHz] : 380 - 512
- *Up-Link (Mobile to Base) Frequency Range [MHz] : 380 - 512
- *Frequency of Operation Bandwidth [MHz] : 2
- *Minimum Passband Separation [MHz] : 3
- *Gain (Minimum attenuation) [dB] : 70 (Min.), 75 (Typ.)
- *Gain Flatness [dB] : +/- 2.0 (Typ.)
- *Noise Figure (System) [dB] : 6.0 (Max.), 5.5 (Typ.)
- *Manual Attenuation Range [dB] : 0 - 30 in 2-dB steps
- *Output Power ALC Set [dBm]
 - Uplink : +31±1
 - Downlink : +36±1
- *Output Composite Power [dBm]
 - Uplink : +31 (Typ.)
 - Downlink : +36 (Typ.)
 - Uplink : +50 (Typ.)
- *3rd Order Output Intercept Point [dBm]
 - @ 2 tones + 28 dBm each
 - Downlink : +57 (Typ.)
- *3rd Order Output Intercept Point [dBm]
 - @ 2 tones + 33 dBm each
- *Power Supply : 110V/0.67A to 220V/0.33A (Autoranging) 50 to 60 Hz
- *Propagation Delay [uSec] : <0.3
- *Input/Output Impedance : 50 ohm
- *VSWR IN/OUT : <1.5:1
- *Net Weight : < TBD
- *PAINT: FLAT EPOXY GRAY

OPERATING TEMPERATURE RANGE: -30°C TO +55°C

NEMA 4 ENCLOSURE

DIMENSIONS ARE IN INCHES. TOLERANCES ARE:		CONTRACT NO:		G-Wave Solutions	
ANGLES	DECIMALS	APPROVALS	DATE	TITLE	
± 1°	.XX ± .05 .XXX ± .01 XXX ± .003	DRAWN Sivak	07/12	NFPA UHF BDA	
TREATMENT	FINISH	CHECKED	ENG. DESIGN ACTIVITY	BDA-UHF/2-31/36-70-N	
	63			SIZE	REV.
MATERIAL				A	A
				SCALE None	SHEET 1 OF 1

FCC ID Q8KUHF3680N