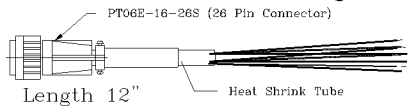


WARNING. This is NOT a CONSUMER device. It is designed for installation by FCC LICENSEES and QUALIFIED INSTALLERS. You MUST have an FCC LICENSE or express consent of an FCC Licensee to operate this device. Unauthorized use may result in significant forfeiture penalties, including penalties in excess of \$100,000 for each continuing violation.



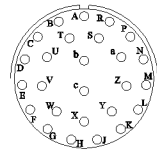
WITHOUT INCLUSION OF ACSP OPTION, THIS UNIT MAY NOT BE POWERED BY A GENERATOR.

SKU # 11602143

DC Current Draw @ +24VDC: 1.36A

AVAILABLE OPTIONS	Description
S1	External +24 to 26.5 VDC Back Up
D	Cannon Type AC Connector (No AC/DC Protections)
RED	RED Enclosure
O26	Standard Local Alarming via 26-Pin Connector (NFPA)

PIN OUT NFPA O26

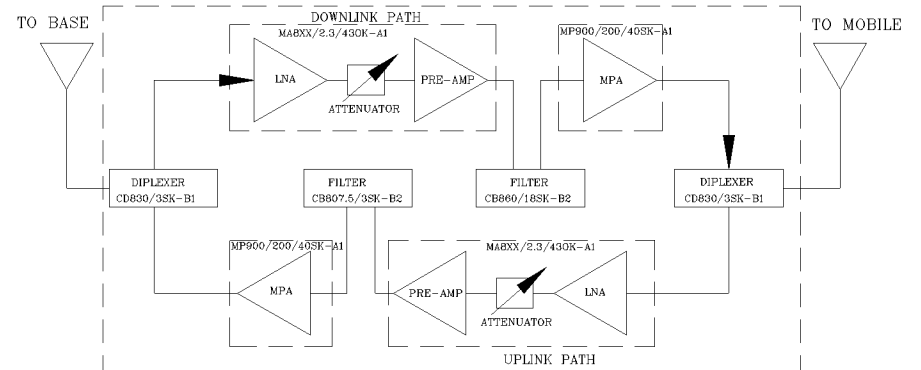


PIN #	DESCRIPTION
A	1-NO DL/UL Current Alarm
B	1-COM DL/UL Current Alarm
C	1-NC DL/UL Current Alarm
D	2-NO Donor Antenna Alarm
E	2-COM Donor Antenna Alarm
F	2-NC Donor Antenna Alarm
G	3-NO DC Backup Alarm
H	3-COM DC Backup Alarm
J	3-NC DC Backup Alarm
K	
L	
M	
N	GND
P	GND
R	+12 VDC 200mA
S	+12 VDC 200mA (STNB)

NEMA 4 ENCLOSURE

FCC ID Q8KPS8N3790C

REVISIONS			
REV	DESCRIPTION	DATE	APPROVED
A	Part Numbering System Changed	11/12	G. David



Electrical Specifications

- *Down-Link (Base to Mobile) Frequency Range [MHz] : 851 - 854
- *Up-Link (Mobile to Base) Frequency Range [MHz] : 806 - 809
- *Selectivity @ +/- 2 MHz from Passband [dBc] : 40 (Typ.)
- *Gain (Minimum attenuation) [dB] : 80 (Min.), 85 (Typ.)
- *Gain Flatness [dB] : +/- 1.5 (Typ.)
- *Noise Figure (System) [dB] : 5.5 (Max.), 5.0 (Typ.)
- *Manual Attenuation Range [dB] : 0 - 30 in 2-dB steps
- *Output Power ALC Set [dBm]
 - Uplink : +25±1
 - Downlink : +25±1
- *Output Composite Power [dBm]
 - Uplink : +25 (Typ.)
 - Downlink : +25 (Typ.)
 - Uplink : +45 (Typ.)
 - Downlink : +45 (Typ.)
- *3rd Order Output Intercept Point [dBm] @ 2 tones + 22 dBm each
- *3rd Order Output Intercept Point [dBm] @ 2 tones + 22 dBm each
- *Power Supply : 110V/0.37A to 220V/0.19A (Autoranging) 50 to 60 Hz
- *Propagation Delay [uSec] : <0.3
- *Input/Output Impedance : 50 ohm
- *VSWR IN/OUT : <1.5:1
- *Net Weight : < 16 kg/35 lb
- *PAINT: TEXTURED EPOXY BROWN

OPERATING TEMPERATURE RANGE: -30°C TO +55°C

DIMENSIONS ARE IN INCHES. TOLERANCES ARE:		CONTRACT NO:		G-Wave Solutions	
ANGLES	DECIMALS	APPROVALS	DATE	TITLE	
± 1°	.XX ± .05 .XXX ± .01 .XXX ± .003			Indoor BDA 800 MHz PS	
TREATMENT	CHECKED	DRAWN Sivak 11/11		BDA-NPSPAC/N-25/25-80-C	
FINISH	ENG. DESIGN ACTIVITY			SIZE	CAGE CODE
MATERIAL				A	DWG NO:
				BDA-NPSPAC/N-25/25-80-C-1	
				SCALE	SHEET 1 OF 1