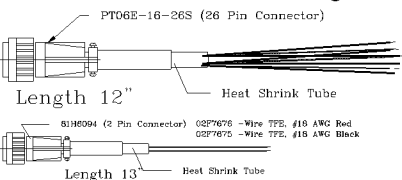


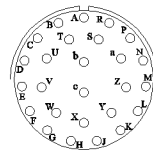
**WARNING.** This is NOT a CONSUMER device. It is designed for installation by FCC LICENSEES and QUALIFIED INSTALLERS. You MUST have an FCC LICENSE or express consent of an FCC Licensee to operate this device. Unauthorized use may result in significant forfeiture penalties, including penalties in excess of \$100,000 for each continuing violation.



AVAILABLE OPTIONS	Description
O26	Standard NFPA Compliant Local Alarming via 26-Pin Connector
S1	External +24 to +26.5 VDC Back Up
D	Cannon Type AC Connector (No AC/DC Protections)
RED	RED Enclosure

PIN #	DESCRIPTION
A	1-NO DL/UL Current Alarm
B	1-COM DL/UL Current Alarm
C	1-NC DL/UL Current Alarm
D	2-NO Donor Antenna Alarm
E	2-COM Donor Antenna Alarm
F	2-NC Donor Antenna Alarm
G	3-NO DC Backup Alarm
H	3-COM DC Backup Alarm
J	3-NC DC Backup Alarm
K	
L	
M	
N	GND
P	GND
R	+12 VDC 200mA
S	+12 VDC 200mA (STNB)

PIN OUT NFPA O26

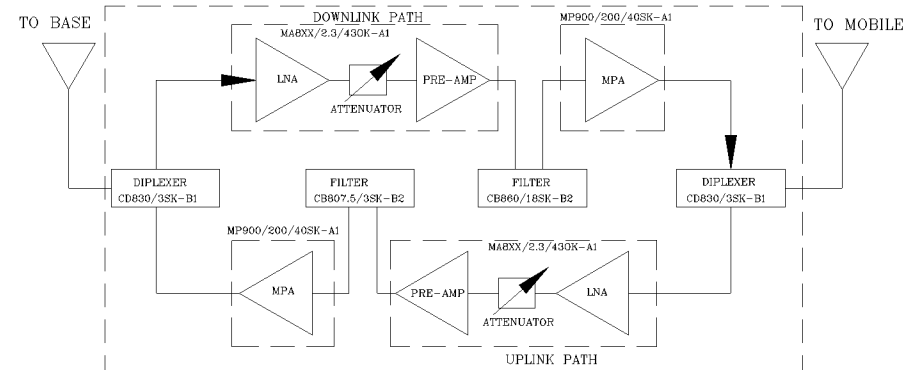


*WITHOUT INCLUSION OF ACSP OPTION, THIS UNIT MAY NOT BE POWERED BY A GENERATOR.*

**SKU # 11602252**

DC Current Draw @ +24VDC: 1.79A

REVISIONS			
REV	DESCRIPTION	DATE	APPROVED
A	Part Numbering System Changed	11/12	G. David



## Electrical Specifications

- \*Down-Link (Base to Mobile) Frequency Range [MHz] : 851 - 854
- \*Up-Link (Mobile to Base) Frequency Range [MHz] : 806 - 809
- \*Selectivity @ +/- 2 MHz from Passband [dBc] : 40 (Typ.)
- \*Gain (Minimum attenuation) [dB] : 80 (Min.), 85 (Typ.)
- \*Gain Flatness [dB] : +/- 1.5 (Typ.)
- \*Noise Figure (System) [dB] : 5.5 (Max.), 5.0 (Typ.)
- \*Manual Attenuation Range [dB] : 0 - 30 in 2-dB steps
- \*Output Power ALC Set [dBm]
  - Uplink : +25±1
  - Downlink : +33±1
- \*Output Composite Power [dBm]
  - Uplink : +25 (Typ.)
  - Downlink : +33 (Typ.)
  - Uplink : +45 (Typ.)
  - Downlink : +52 (Typ.)
- \*3rd Order Output Intercept Point [dBm] @ 2 tones + 22 dBm each
- \*3rd Order Output Intercept Point [dBm] @ 2 tones + 30 dBm each
- \*Power Supply : 110V/0.49A to 220V/0.24A (Autoranging) 50 to 60 Hz
- \*Propagation Delay [uSec] : <0.3
- \*Input/Output Impedance : 50 ohm
- \*VSWR IN/OUT : <1.5:1
- \*Net Weight : < 16 kg/35 lb
- \*PAINT: FLAT EPOXY BROWN

OPERATING TEMPERATURE RANGE: -30°C TO +55°C

## NEMA 4 ENCLOSURE

DIMENSIONS ARE IN INCHES. TOLERANCES ARE:		CONTRACT NO:		G-Wave Solutions	
ANGLES	DECIMALS	APPROVALS	DATE	TITLE	
± 1°	.XX ± .05 .XXX ± .01 .XXXX ± .005	DRAWN Sivak	11/13	NFPA 800 MHz LMR BDA	
TREATMENT	FINISH	CHECKED	DESIGN ACTIVITY	BDA-NPSPAC/N-25/33-80-C	
	63			SIZE	CAGE CODE
MATERIAL				A	BDA-NPSPAC/N-25/33-80-C-1
				SCALE	None
				DWG NO:	REV. A
					SHEET 1 OF 1

FCC ID: Q8KPS8N3790C