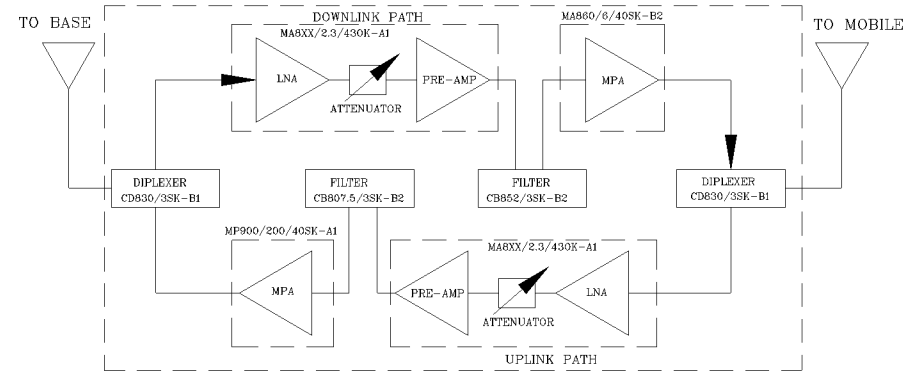


REVISIONS			
REV	DESCRIPTION	DATE	APPROVED
A	Linearity and power upgraded (PSB-25/33)	11/12	G. David

AVAILABLE OPTIONS	Description
O26	Standard NFPA Local Alarming via 26-Pin Connector and Pigtail
S1	External +24 TO 26.5 VDC Back Up
RED	RED Enclosure
D	Cannon Type AC Connector (No AC/DC Protections)



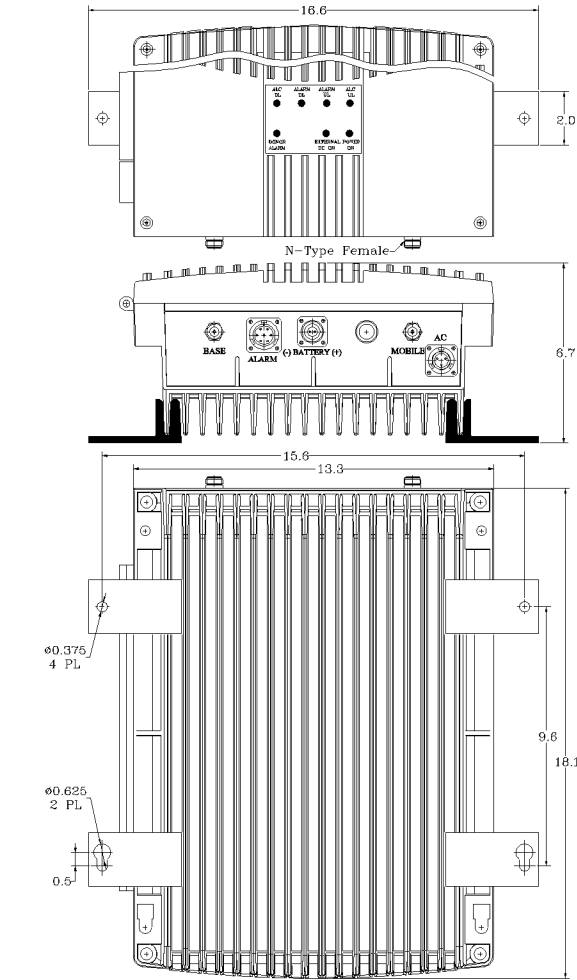
## Electrical Specifications

- \*Down-Link (Base to Mobile) Frequency Range [MHz] : 851 - 854
- \*Up-Link (Mobile to Base) Frequency Range [MHz] : 806 - 809
- \*Selectivity @ +/- 4 MHz from Passband [dBc] : 40 (Min.)
- \*Gain (Minimum attenuation) [dB] : 90 (Min.)
- \*Gain Flatness [dB] : +/- 1.5 (Typ.)
- \*Noise Figure (System) [dB] : 5.5 (Max.), 5.0 (Typ.)
- \*Manual Attenuation Range [dB] : 0 - 30 in 2-dB steps
- \*Output Power ALC Set [dBm]
  - Uplink : +27±1
  - Downlink : +37±1
- \*Output Composite Power [dBm]
  - Uplink : +27 (Typ.)
  - Downlink : +37 (Typ.)
  - Uplink : +48 (Typ.)
  - Downlink : +58 (Typ.)
- \*3rd Order Output Intercept Point [dBm] @ 2 tones + 24 dBm each
- \*3rd Order Output Intercept Point [dBm] @ 2 tones + 34 dBm each
- \*Power Supply : 110V/0.65A to 220V/.33A (Autoranging) 50 to 60 Hz
- \*Propagation Delay [uSec] : <0.3
- \*Input/Output Impedance : 50 ohm
- \*VSWR IN/OUT : <1.5:1
- \*Net Weight : < 16 kg/35 lb
- \*PAINT: FLAT EPOXY BROWN

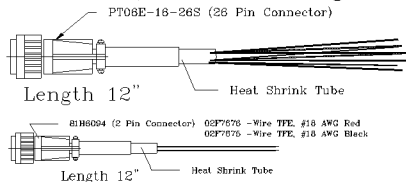
OPERATING TEMPERATURE RANGE: -30°C TO +55°C

NEMA 4 ENCLOSURE

DIMENSIONS ARE IN INCHES TOLERANCES ARE:		CONTRACT NO:		G-Wave Solutions	
ANGLES	DECIMALS	APPROVALS	DATE	TITLE NFPA 800 MHz LMR BDA	
± 1"	.XX ± .05 .XXX ± .01 .XXX ± .003	DRAWN Sivak	08/15	BDA-NPSPAC/N-27/37-90-C	
TREATMENT	CHECKED	ENG.		SIZE	CAGE CODE
FINISH	DESIGN ACTIVITY	ENG.		A	BDA-NPSPAC/N-27/37-90-C-1
MATERIAL		SCALE	None	DWG NO:	REV. A
					SHEET 1 OF 1



**WARNING.** This is NOT a CONSUMER device. It is designed for installation by FCC LICENSEES and QUALIFIED INSTALLERS. You MUST have an FCC LICENSE or express consent of an FCC Licensee to operate this device. Unauthorized use may result in significant forfeiture penalties, including penalties in excess of \$100,000 for each continuing violation.



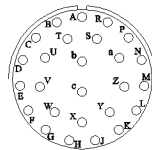
*WITHOUT INCLUSION OF ACSP OPTION, THIS UNIT MAY NOT BE POWERED BY A GENERATOR.*

SKU # 11602339

DC Current Draw @ +24VDC: 2.39A

PIN #	DESCRIPTION
A	1-NO DL/UL Current Alarm
B	1-COM DL/UL Current Alarm
C	1-NC DL/UL Current Alarm
D	2-NO Donor Antenna Alarm
E	2-COM Donor Antenna Alarm
F	2-NC Donor Antenna Alarm
G	3-NO DC Backup Alarm
H	3-COM DC Backup Alarm
J	3-NC DC Backup Alarm
K	
L	
M	
N	GND
P	GND
R	+12 VDC 200mA
S	+12 VDC 200mA (STNB)

PIN OUT NFPA O26



FCC ID: Q8KPS8N3790C