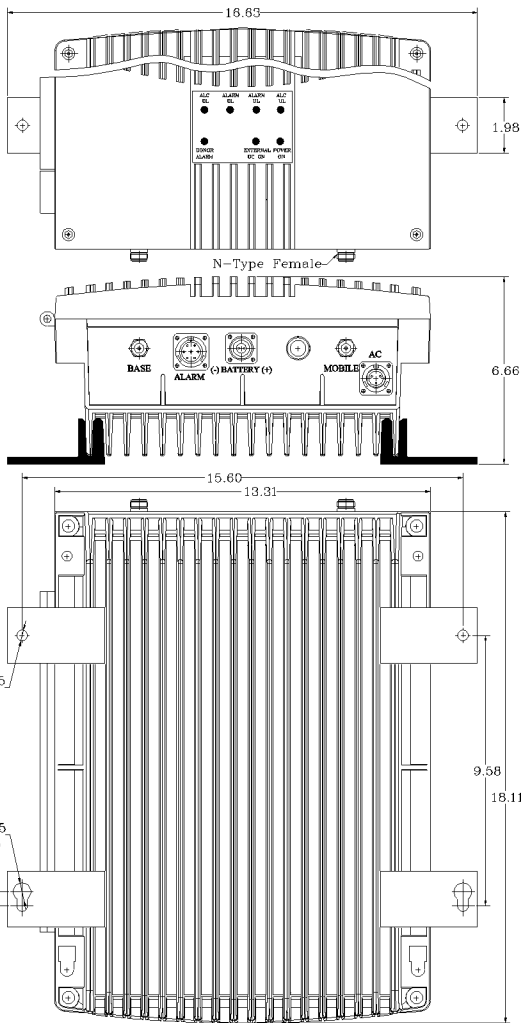
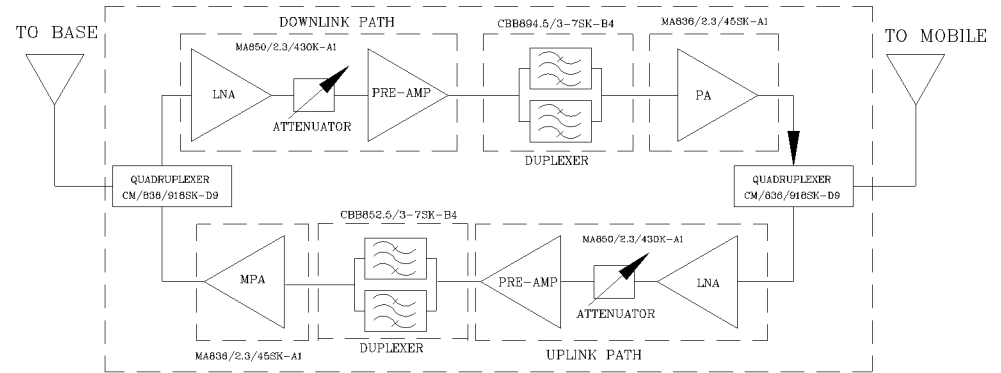


REVISIONS

REV	DESCRIPTION	DATE	APPROVED
A	Linearity and power upgraded (PSB-25/33)	11/12	G. David



AVAILABLE OPTIONS	Description
O26	Standard NFPA Compliant Local Alarming via 26-Pin Connector
S1	External +24 to +26.5 VDC Back Up
D	Circular AC Connector (No AC/DC Protections)
RED	RED Enclosure

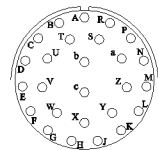


### Electrical Specifications

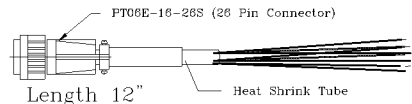
- \*Down-Link (Base to Mobile) Frequency Range [MHz] : 851 - 854  
: 935 - 941
- \*Up-Link (Mobile to Base) Frequency Range [MHz] : 806 - 809  
: 896 - 902
- \*Gain (Minimum attenuation) [dB] : 80 (Min.), 85 (Typ.)
- \*Gain Flatness [dB] : +/- 1.5 (Typ.)
- \*Noise Figure (System) [dB] : 5.5 (Max.), 5.0 (Typ.)
- \*Manual Attenuation Range [dB] : 0 - 30 in 2-dB steps
- \*Output Power ALC Set [dBm] : Uplink : +25±1  
Downlink : +25±1
- \*Output Composite Power [dBm] : Uplink : +25 (Typ.)  
Downlink : +25 (Typ.)
- \*3rd Order Output Intercept Point [dBm] : Uplink : +45 (Typ.)  
@ 2 tones + 22 dBm each
- \*3rd Order Output Intercept Point [dBm] : Downlink : +45 (Typ.)  
@ 2 tones + 22 dBm each
- \*Power Supply : 110V/0.37A to 220V/1.19A (Autorangeing) 50 to 60 Hz
- \*Propagation Delay [uSec] : <0.3
- \*Input/Output Impedance : 50 ohm
- \*VSWR IN/OUT : <1.5:1
- \*Net Weight : < 16 kg/35 lb
- \*PAINT: FLAT EPOXY BROWN

PIN #	DESCRIPTION
A	1-NO DL/UL Current Alarm
B	1-COM DL/UL Current Alarm
C	1-NC DL/UL Current Alarm
D	2-NO Donor Antenna Alarm
E	2-COM Donor Antenna Alarm
F	2-NC Donor Antenna Alarm
G	3-NO DC Backup Alarm
H	3-COM DC Backup Alarm
J	3-NC DC Backup Alarm
K	
L	
M	
N	GND
P	GND
R	+12 VDC 200mA
S	+12 VDC 200mA (STNB)

PIN OUT NFPA O26



**WARNING. This is NOT a CONSUMER device. It is designed for installation by FCC LICENSEES and QUALIFIED INSTALLERS. You MUST have an FCC LICENSE or express consent of an FCC Licensee to operate this device. Unauthorized use may result in significant forfeiture penalties, including penalties in excess of \$100,000 for each continuing violation.**



*WITHOUT INCLUSION OF ACSP OPTION, THIS UNIT MAY NOT BE POWERED BY A GENERATOR.*

SKU # 11602156

DC Current Draw @ +24VDC: 1.36A

### NEMA 4 ENCLOSURE

OPERATING TEMPERATURE RANGE: -30°C TO +55°C

DIMENSIONS ARE IN INCHES. TOLERANCES ARE:		CONTRACT NO:		G-Wave Solutions	
ANGLES	DECIMALS	APPROVALS	DATE	TITLE Dual Band BDA 800/900 MHz LMR	
± 1"	.XX ± .05 .XX ± .01 .XXX ± .003	DRAWN Sivak	06/14	BDA-NPSPAC/N/PS9-25/25-80-C	
TREATMENT	CHECKED	ENG.		SIZE	CAGE CODE
FINISH	63	DESIGN ACTIVITY		A	DWG NO:
MATERIAL				BDA-NPSPAC/N/PS9-25/25-80-C-1	
				SCALE	SHEET 1 OF 1

FCC ID: Q8KESMR2W80AN89R