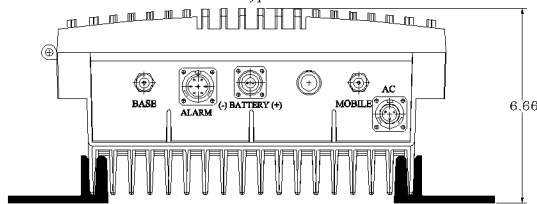
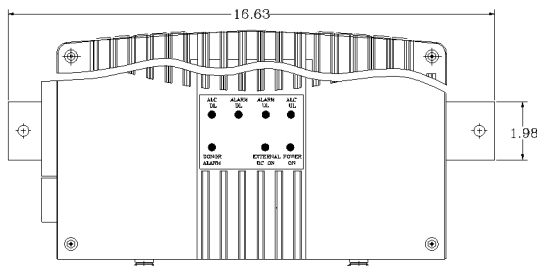
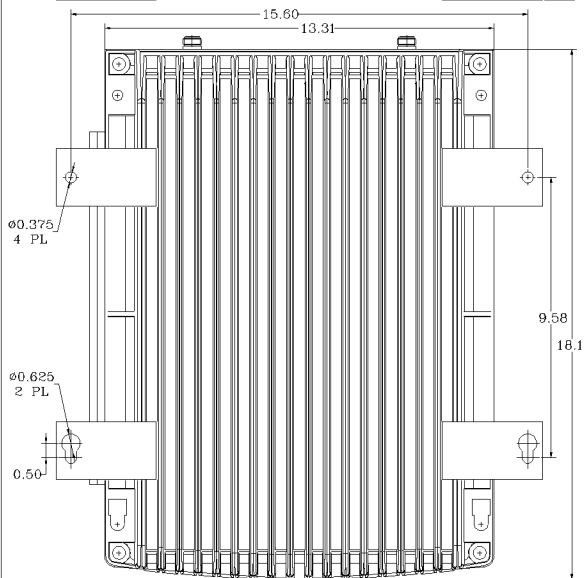


REVISIONS

REV	DESCRIPTION	DATE	APPROVED
A	Linearity and power upgraded (PSB-25/33)	11/12	G. David

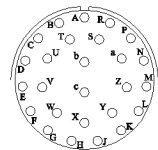


AVAILABLE OPTIONS	Description
O26	Standard NFPA Compliant Local Alarming via 26-Pin Connector
S1	External +24 to +26.5 VDC Back Up
D	Cannon Type AC Connector (No AC/DC Protections)
RED	RED Enclosure

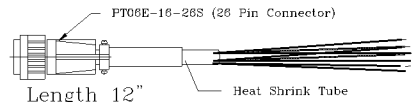


PIN #	DESCRIPTION
A	1-NO DL/UL Current Alarm
B	1-COM DL/UL Current Alarm
C	1-NC DL/UL Current Alarm
D	2-NO Donor Antenna Alarm
E	2-COM Donor Antenna Alarm
F	2-NC Donor Antenna Alarm
G	3-NO DC Backup Alarm
H	3-COM DC Backup Alarm
J	3-NC DC Backup Alarm
K	
L	
M	
N	GND
P	GND
R	+12 VDC 200mA
S	+12 VDC 200mA (STNB)

PIN OUT NFPA O26



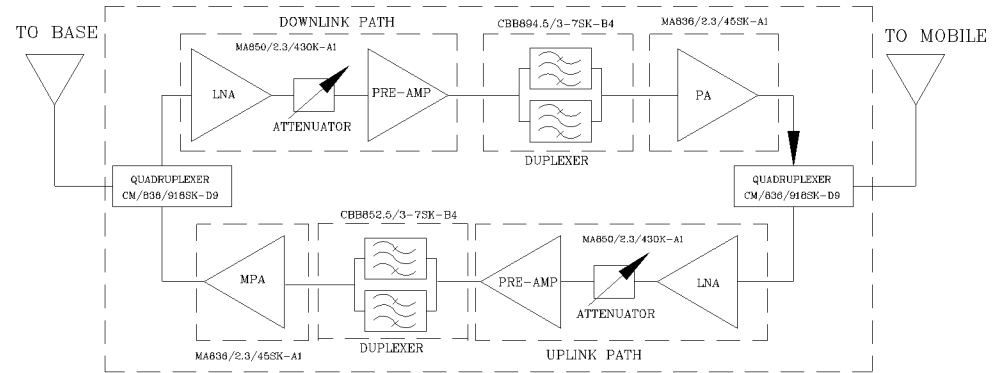
WARNING. This is NOT a CONSUMER device. It is designed for installation by FCC LICENSEES and QUALIFIED INSTALLERS. You MUST have an FCC LICENSE or express consent of an FCC Licensee to operate this device. Unauthorized use may result in significant forfeiture penalties, including penalties in excess of \$100,000 for each continuing violation.



WITHOUT INCLUSION OF ACSP OPTION, THIS UNIT MAY NOT BE POWERED BY A GENERATOR.

SKU # 11602211

DC Current Draw @ +24VDC: 1.64A



Electrical Specifications

- *Down-Link (Base to Mobile) Frequency Range [MHz] : 851 - 854
: 935 - 941
- *Up-Link (Mobile to Base) Frequency Range [MHz] : 806 - 809
: 896 - 902
- *Gain (Minimum attenuation) [dB] : 80 (Min.), 85 (Typ.)
- *Gain Flatness [dB] : +/- 1.5 (Typ.)
- *Noise Figure (System) [dB] : 5.5 (Max.), 5.0 (Typ.)
- *Manual Attenuation Range [dB] : 0 - 30 in 2-dB steps
- *Output Power ALC Set [dBm] : Uplink : +25±1
Downlink : +30±1
- *Output Composite Power [dBm] : Uplink : +25 (Typ.)
Downlink : +30 (Typ.)
- *3rd Order Output Intercept Point [dBm] : Uplink : +45 (Typ.)
@ 2 tones + 22 dBm each
- *3rd Order Output Intercept Point [dBm] : Downlink : +50 (Typ.)
@ 2 tones + 27 dBm each
- *Power Supply : 110V/0.45A to 220V/22A (Autoranging) 50 to 60 Hz
- *Propagation Delay [uSec] : <0.3
- *Input/Output Impedance : 50 ohm
- *VSWR IN/OUT : <1.5:1
- *Net Weight : < 18 kg/ 40 lb
- *PAINT: FLAT EPOXY BROWN

OPERATING TEMPERATURE RANGE: -30°C TO +55°C

NEMA 4 ENCLOSURE

DIMENSIONS ARE IN INCHES. TOLERANCES ARE:		CONTRACT NO:		G-Wave Solutions	
ANGLES	DECIMALS	APPROVALS	DATE	TITLE	
± 1°	.XX ± .05 .XX ± .01 .XXX ± .003	DRAWN Sivak	06/14	NFPA 800/900 MHz BDA	
TREATMENT	CHECKED	ENG.	DESIGN ACTIVITY	BDA-NPSPAC/N/PS9-25/30-80-C	
FINISH	63	SCALE	None	SIZE	A
MATERIAL		CAGE CODE		DWG NO:	BDA-NPSPAC/N/PS9-25/30-80-C-1
				REV.	A
				SHEET	1 OF 1

FCC ID: Q8KESMR2W80AN89R