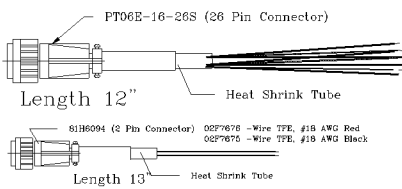


WARNING. This is NOT a CONSUMER device. It is designed for installation by FCC LICENSEES and QUALIFIED INSTALLERS. You MUST have an FCC LICENSE or express consent of an FCC Licensee to operate this device. Unauthorized use may result in significant forfeiture penalties, including penalties in excess of \$100,000 for each continuing violation.



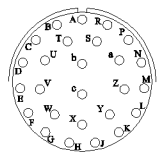
SKU # 11602232

DC Current Draw @ +24VDC: 1.72A

WITHOUT INCLUSION OF ACSP OPTION, THIS UNIT MAY NOT BE POWERED BY A GENERATOR.

AVAILABLE OPTIONS	Description
O26	Standard NFPA Compliant Local Monitoring via 26-Pin Connector
S1	External +24 to 26.5 VDC Back Up
D	Cannon Type AC Connector (No AC/DC Protections)
RED	RED Enclosure

PIN OUT NFPA O26

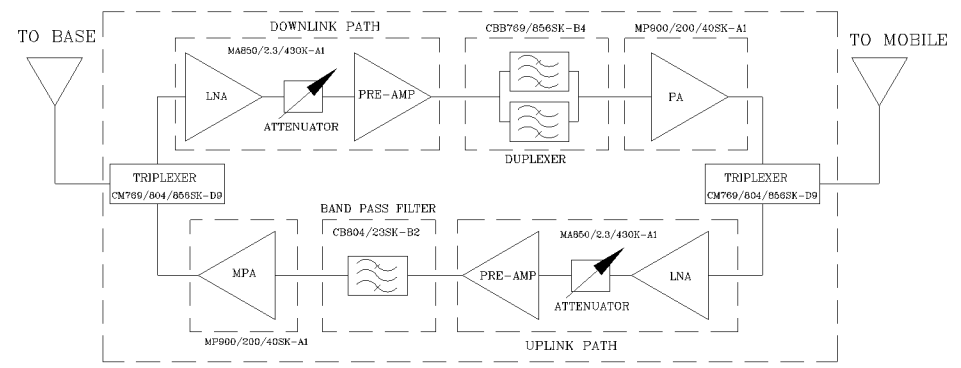


PIN #	DESCRIPTION
A	1-NO DL/UL Current Alarm
B	1-COM DL/UL Current Alarm
C	1-NC DL/UL Current Alarm
D	2-NO Donor Antenna Alarm
E	2-COM Donor Antenna Alarm
F	2-NC Donor Antenna Alarm
G	3-NO DC Backup Alarm
H	3-COM DC Backup Alarm
J	3-NC DC Backup Alarm
K	
L	
M	
N	GND
P	GND
R	+12 VDC 200mA
S	+12 VDC 200mA (STNB)

NEMA 4 ENCLOSURE

FCC ID Q8KPS7W83790

REVISIONS			
REV	DESCRIPTION	DATE	APPROVED
A	Linearity and power upgraded (PS8-25/33)	11/12	G. David



Electrical Specifications

- *Down-Link (Base to Mobile) Frequency Range [MHz] : 763 - 775
: 851 - 861
- *Up-Link (Mobile to Base) Frequency Range [MHz] : 793 - 816
- *Attenuation Downlink @ 862 MHz [dBc] : 30 (Typ.)
- *Gain (Minimum attenuation) [dB] : 80 (Min.), 85 (Typ.)
- *Gain Flatness [dB] : +/- 1.5 (Typ.)
- *Noise Figure (System) [dB] : 5.0 (Max.), 4.5 (Typ.)
- *Manual Attenuation Range [dB] : 0 - 30 in 2-dB steps
- *Output Power ALC Set [dBm] : Uplink : +27±1
Downlink : +30±1
- *Output Composite Power [dBm] : Uplink : +27 (Typ.)
Downlink : +30 (Typ.)
- *3rd Order Output Intercept Point [dBm] @ 2 tones + 24 dBm each : Uplink : +48 (Typ.)
Downlink : +50 (Typ.)
- *3rd Order Output Intercept Point [dBm] @ 2 tones + 27 dBm each : Downlink : +50 (Typ.)
- *Power Supply : 110V/0.47A to 220V/.23A (Autoranging) 50 to 60 Hz
- *Propagation Delay [uSec] : <0.3
- *Input/Output Impedance : 50 ohm
- *VSWR IN/OUT : <1.5:1
- *Net Weight : < 16 kg/ 35 lb
- *PAINT: FLAT EPOXY BROWN

OPERATING TEMPERATURE RANGE: -30°C TO +55°C

DIMENSIONS ARE IN INCHES. TOLERANCES ARE:		CONTRACT NO:		G-Wave Solutions	
ANGLES	DECIMALS	APPROVALS	DATE	TITLE	
± 1°	.XX ± .05 .XXX ± .01 .XXXX ± .005	DRAWN Sivak	06/15	NFPA 700/800 MHz BDA	
TREATMENT	CHECKED	DESIGN ACTIVITY		BDA-PS7/PS8NEPS/N-27/30-80-C	
FINISH	63			SIZE	CAGE CODE
MATERIAL				A	DWG NO:
					BDA-PS7/PS8NEPS/N-27/30-80-C-1
				SCALE	SHEET 1 OF 1