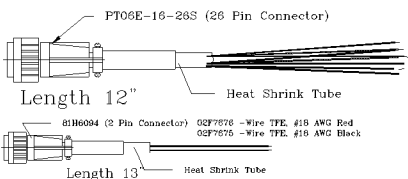


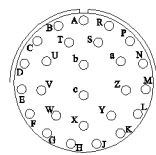
**WARNING.** This is NOT a CONSUMER device. It is designed for installation by FCC LICENSEES and QUALIFIED INSTALLERS. You MUST have an FCC LICENSE or express consent of an FCC Licensee to operate this device. Unauthorized use may result in significant forfeiture penalties, including penalties in excess of \$100,000 for each continuing violation.



AVAILABLE OPTIONS	Description
O26	Standard NFPA Compliant Local Alarming via 26-Pin Connector
S1	External +24 to +26.5 VDC Back Up
D	Cannon Type AC Connector (No AC/DC Protections)
RED	RED Enclosure

PIN #	DESCRIPTION
A	1-NO DL/UL Current Alarm
B	1-COM DL/UL Current Alarm
C	1-NC DL/UL Current Alarm
D	2-NO Donor Antenna Alarm
E	2-COM Donor Antenna Alarm
F	2-NC Donor Antenna Alarm
G	3-NO DC Backup Alarm
H	3-COM DC Backup Alarm
J	3-NC DC Backup Alarm
K	
L	
M	
N	GND
P	GND
R	+12 VDC 200mA
S	+12 VDC 200mA (STNB)

PIN OUT NFPA O26



WITHOUT INCLUSION OF ACSP OPTION, THIS UNIT MAY NOT BE POWERED BY A GENERATOR.

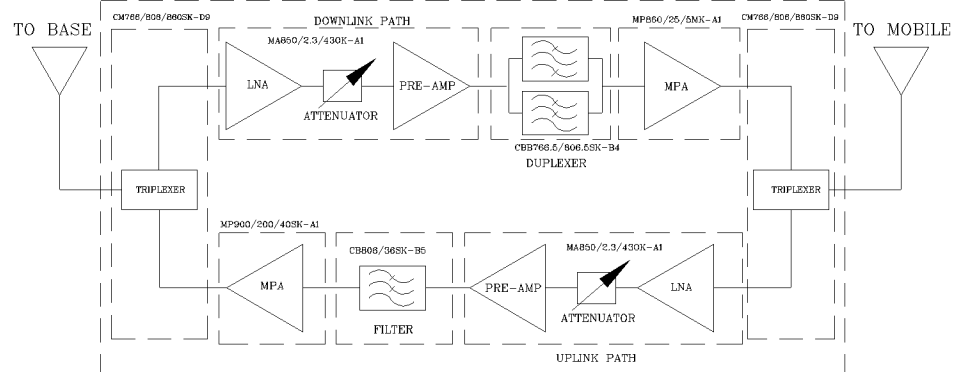
SKU # 11602318

DC Current Draw @ +24VDC: 2.31A

NEMA 4 ENCLOSURE

FCC ID: Q8KPS7W83790

REVISIONS			
REV	DESCRIPTION	DATE	APPROVED
A	Linearity and power upgraded (PS8-25/33)	11/12	G. David



## Electrical Specifications

- \*Down-Link (Base to Mobile) Frequency Range [MHz] : 758 - 775  
: 851 - 861
- \*Up-Link (Mobile to Base) Frequency Range [MHz] : 788 - 816
- \*Gain (Minimum attenuation) [dB] : 90 (Min.)
- \*Gain Flatness [dB] : +/- 1.5 (Typ.)
- \*Noise Figure (System) [dB] : 5.0 (Max.), 4.5 (Typ.)
- \*Manual Attenuation Range [dB] : 0 - 30 in 2-dB steps
- \*Output Power ALC Set [dBm]  
Uplink : +25±1  
Downlink : +37±1
- \*Output Composite Power [dBm]  
Uplink : +25 (Typ.)  
Downlink : +37 (Typ.)
- \*3rd Order Output Intercept Point [dBm]  
@ 2 tones + 22 dBm each  
Uplink : +45 (Typ.)  
Downlink : +58 (Typ.)
- \*3rd Order Output Intercept Point [dBm]  
@ 2 tones + 34 dBm each
- \*Power Supply : 110V/0.63A to 220V/0.32A (Autoranging) 50 to 60 Hz
- \*Propagation Delay [uSec] : <0.3
- \*Input/Output Impedance : 50 ohm
- \*VSWR IN/OUT : <1.5:1
- \*Net Weight : < 18 kg/40 lb
- \*PAINT: TEXTURED EPOXY BROWN

OPERATING TEMPERATURE RANGE: -30°C TO +55°C

DIMENSIONS ARE IN INCHES. TOLERANCES ARE		CONTRACT NO:		G-Wave Solutions	
ANGLES ± 1°	DECIMALS X ± .05 XX ± .01 XXX ± .003	APPROVALS	DATE	TITLE NFPA 700/800 MHz LMR BDA (LTE)	
TREATMENT	FINISH	DRAWN Sivak	11/15	BDA-PS7W/PS8NEPS-25/37-90-C	
MATERIAL		CHECKED		SIZE	CAGE CODE
		DESIGN ACTIVITY		A	DWG NO:
				BDA-PS7W/PS8NEPS-25/37-90-C-1	
				SCALE None	SHEET 1 OF 1