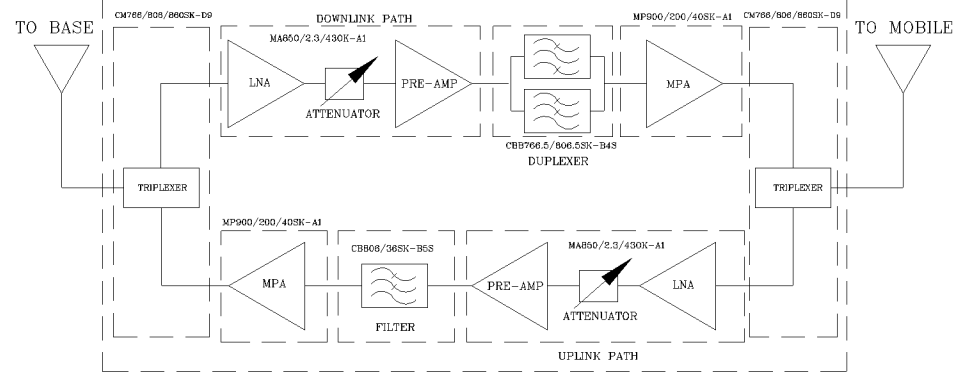


REVISIONS			
REV	DESCRIPTION	DATE	APPROVED
A	Linearity and power upgraded (PS8-25/33)	11/12	G. David

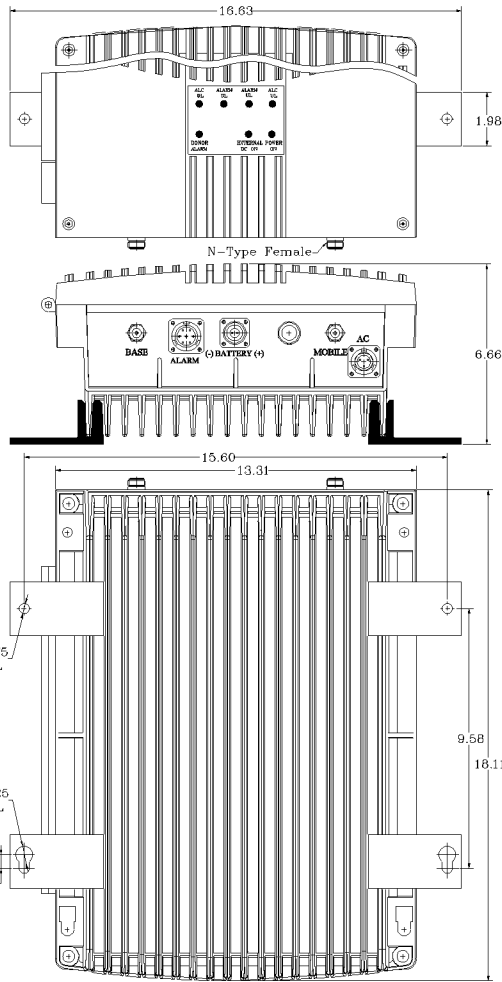
AVAILABLE OPTIONS	Description
O26	Standard NFPA Compliant Local Alarming via 26-Pin Connector
S1	External +24 to +26.5 VDC Back Up
D	Cannon Type AC Connector (No AC/DC Protections)
RED	RED Enclosure



## Electrical Specifications

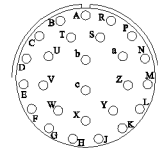
- \*Down-Link (Base to Mobile) Frequency Range [MHz] : 758 - 775  
: 851 - 861
- \*Up-Link (Mobile to Base) Frequency Range [MHz] : 788 - 816
- \*Attenuation Downlink @ 862 MHz [dBc] : 30 (Typ.)
- \*Gain (Minimum attenuation) [dB] : 80 (Min.), 85 (Typ.)
- \*Gain Flatness [dB] : +/- 1.5 (Typ.)
- \*Noise Figure (System) [dB] : 5.0 (Max.), 4.5 (Typ.)
- \*Manual Attenuation Range [dB] : 0 - 30 in 2-dB steps
- \*Output Power ALC Set [dBm]
  - Uplink : +27±1
  - Downlink : +33±1
- \*Output Composite Power [dBm]
  - Uplink : +27 (Typ.)
  - Downlink : +33 (Typ.)
  - Uplink : +48 (Typ.)
  - Downlink : +52 (Typ.)
- \*3rd Order Output Intercept Point [dBm] @ 2 tones + 24 dBm each : 110V/0.51A to 220V/0.26A (Autoranging) 50 to 60 Hz
- \*3rd Order Output Intercept Point [dBm] @ 2 tones + 30 dBm each : <0.3
- \*Power Supply : 50 ohm
- \*Propagation Delay [uSec] : <1.5:1
- \*Input/Output Impedance : <16 kg/ 35 lb
- \*VSWR IN/OUT
- \*Net Weight
- \*PAINT: TEXTURED EPOXY BROWN

OPERATING TEMPERATURE RANGE: -30°C TO +55°C



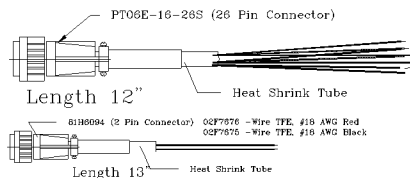
PIN #	DESCRIPTION
A	1-NO DL/UL Current Alarm
B	1-COM DL/UL Current Alarm
C	1-NC DL/UL Current Alarm
D	2-NO Donor Antenna Alarm
E	2-COM Donor Antenna Alarm
F	2-NC Donor Antenna Alarm
G	3-NO DC Backup Alarm
H	3-COM DC Backup Alarm
J	3-NC DC Backup Alarm
K	
L	
M	
N	GND
P	GND
R	+12 VDC 200mA
S	+12 VDC 200mA (STNB)

PIN OUT NFPA O26



**WARNING.** This is NOT a CONSUMER device. It is designed for installation by FCC LICENSEES and QUALIFIED INSTALLERS. You MUST have an FCC LICENSE or express consent of an FCC Licensee to operate this device. Unauthorized use may result in significant forfeiture penalties, including penalties in excess of \$100,000 for each continuing violation.

*WITHOUT INCLUSION OF ACSP OPTION, THIS UNIT MAY NOT BE POWERED BY A GENERATOR.*



SKU # 11602290

DC Current Draw @ +24VDC: 1.87A

NEMA 4 ENCLOSURE

FCC ID: Q8KPS7W83790

DIMENSIONS ARE IN INCHES. TOLERANCES ARE:		CONTRACT NO:		G-Wave Solutions	
ANGLES	DECIMALS	APPROVALS	DATE	TITLE NFPA 700/800 MHz BDA (LTE)	
± 1"	.XX ± .05 .XXX ± .01 .XXX ± .003	DRAWN Sivak	11/15	BDA-PS7W/PS8NEPS/N-27/33-80-C	
TREATMENT	FINISH	CHECKED	ENG.	SIZE	CAGE CODE
	63		DESIGN ACTIVITY	A	
MATERIAL	SCALE	None	DESIGN ACTIVITY	DWG NO:	REV.
				BDA-PS7W/PS8NEPS/N-27/33-80-C-1	A
					SHEET 1 OF 1