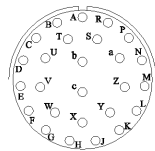


INCLUDED OPTIONS	Description
O26	Standard NFPA Compliant Remote Monitoring via 26-Pin Connector
S1	External +24 to +26.5 VDC Back Up
RED	RED Enclosure
D	Cannon type Circular AC Connector (No AC/DC Protections)
VA	Local Visual Alarms

PIN #	DESCRIPTION
A	1-NO DL/UL Current Alarm
B	1-COM DL/UL Current Alarm
C	1-NC DL/UL Current Alarm
D	2-NO Donor Antenna Alarm
E	2-COM Donor Antenna Alarm
F	2-NC Donor Antenna Alarm
G	3-NO DC Backup Alarm
H	3-COM DC Backup Alarm
J	3-NC DC Backup Alarm
K	
L	
M	
N	GND
P	GND
R	+12 VDC 200mA
S	+12 VDC 200mA (STNB)

PIN OUT NFPA O26

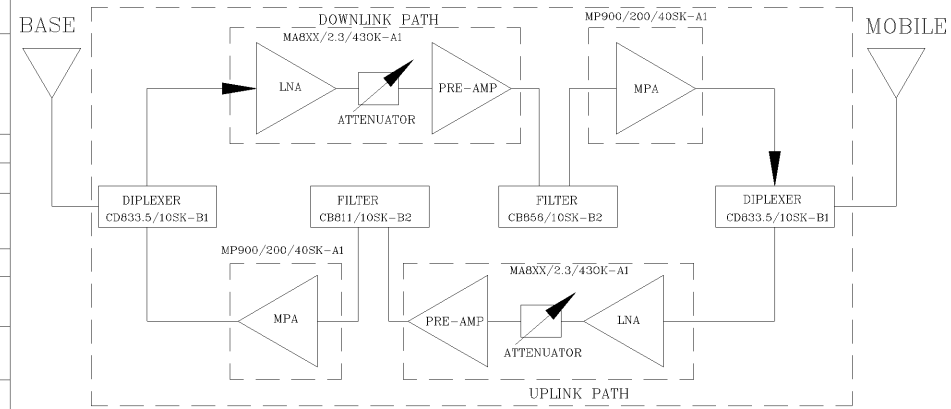
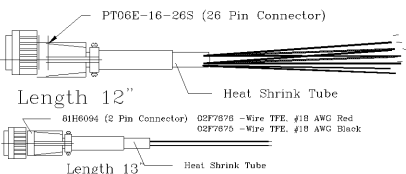


*WITHOUT INCLUSION OF ACSP OPTION, THIS UNIT MAY NOT BE POWERED BY A GENERATOR.*

SKU # 11602194

DC Current Draw @ +24VDC: 1.64A

**WARNING.** This is NOT a CONSUMER device. It is designed for installation by FCC LICENSEES and QUALIFIED INSTALLERS. You MUST have an FCC LICENSE or express consent of an FCC Licensee to operate this device. Unauthorized use may result in significant forfeiture penalties, including penalties in excess of \$100,000 for each continuing violation.



### Electrical Specifications

- \*Down-Link (Base to Mobile) Frequency Range [MHz] : 851 - 861
- \*Up-Link (Mobile to Base) Frequency Range [MHz] : 806 - 816
- \*Selectivity @ +/- 4 MHz from Passband [dBc] : 40 (Min.)
- \*Gain (Minimum attenuation) [dB] : 80 (Min.), 85 (Typ.)
- \*Gain Flatness [dB] : +/- 1.5 (Typ.)
- \*Noise Figure (System) [dB] : 5.5 (Max.), 5.0 (Typ.)
- \*Manual Attenuation Range [dB] : 0 - 30 in 2-dB steps
- \*Output Power ALC Set [dBm]
  - Uplink : +25 ±1
  - Downlink : +30 ±1
- \*Output Composite Power [dBm]
  - Uplink : +25 (Typ.)
  - Downlink : +30 (Typ.)
  - Uplink : +45 (Typ.)
  - Downlink : +50 (Typ.)
- \*3rd Order Output Intercept Point [dBm] @ 2 tones + 22 dBm each
- \*3rd Order Output Intercept Point [dBm] @ 2 tones + 27 dBm each
- \*Power Supply : 110V/0.45A to 220V/.22A (Autoranging) 50 to 60 Hz
- \*Propagation Delay [uSec] : < 0.3
- \*Input/Output Impedance : 50 ohm
- \*VSWR IN/OUT : < 1.5:1
- \*Net Weight : < 16 kg/35 lb
- \*PAINT: FLAT EPOXY RED

OPERATING TEMPERATURE RANGE: -30°C TO +55°C

### NEMA 4 ENCLOSURE

DIMENSIONS ARE IN INCHES; TOLERANCES ARE ANGLES DECIMALS ± 1" X ± .05 XX ± .01 .XXX ± .003		CONTRACT NO:		<b>G-Wave Solutions</b>	
TREATMENT		APPROVALS	DATE		
FINISH 63		DRAWN Sivak 10/16		NFPA 800 MHz BDA	
MATERIAL		DESIGN ACTIVITY		BDA-PS8NEPS-25/30-80-C	
				SIZE	REV. 0
				CAGE CODE	
				DWG NO:	
				BDA-PS8NEPS-25/30-80-C-1	
				SCALE None	SHEET 1 OF 1

FCC ID: Q8KPS8N3790C