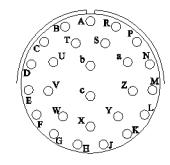


AVAILABLE OPTIONS	Description
O26	Standard NFPA Compliant Local Alarming via 26-Pin Connector
S1	External +24 to +26.5 VDC Back Up
D	Cannon Type AC Connector (No AC/DC Protections)
RED	RED Enclosure

PIN OUT NFPA O26



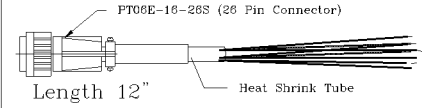
PIN #	DESCRIPTION
A	1-NO DL/UL Current Alarm
B	1-COM DL/UL Current Alarm
C	1-NC DL/UL Current Alarm
D	2-NO Donor Antenna Alarm
E	2-COM Donor Antenna Alarm
F	2-NC Donor Antenna Alarm
G	3-NO DC Backup Alarm
H	3-COM DC Backup Alarm
J	3-NC DC Backup Alarm
K	
L	
M	
N	GND
P	GND
R	+12 VDC 200mA
S	+12 VDC 200mA (STNB)

WITHOUT INCLUSION OF ACSP OPTION, THIS UNIT MAY NOT BE POWERED BY A GENERATOR.

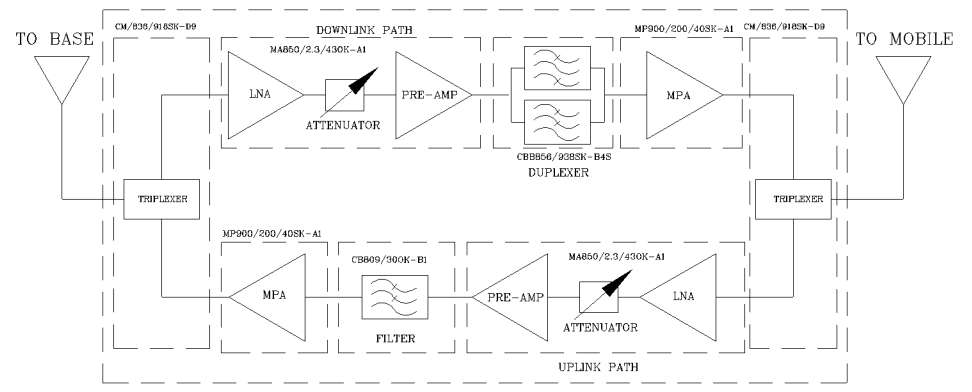
SKU # 11602237

DC Current Draw @ +24VDC: 1.72A

WARNING. This is NOT a CONSUMER device. It is designed for installation by FCC LICENSEES and QUALIFIED INSTALLERS. You MUST have an FCC LICENSE or express consent of an FCC Licensee to operate this device. Unauthorized use may result in significant forfeiture penalties, including penalties in excess of \$100,000 for each continuing violation.



REVISIONS			
REV	DESCRIPTION	DATE	APPROVED
A	Linearity and power upgraded (PS8-25/33)	11/12	G. David



Electrical Specifications

- *Down-Link (Base to Mobile) Frequency Range [MHz] : 851 - 861
: 935 - 941
- *Up-Link (Mobile to Base) Frequency Range [MHz] : 806 - 816
: 896 - 902
- *Gain (Minimum attenuation) [dB] : 80 (Min.), 85 (Typ.)
- *Attenuation Downlink @ 862 to 869 MHz [dBc] : 30 (Typ.)
- *Gain Flatness [dB] : +/- 1.5 (Typ.)
- *Noise Figure (System) [dB] : 5.5 (Max.), 5.0 (Typ.)
- *Manual Attenuation Range [dB] : 0 - 30 in 2-dB steps
- *Output Power ALC Set [dBm] : Uplink : +27±1
Downlink : +30±1
- *Output Composite Power [dBm] : Uplink : +27 (Typ.)
Downlink : +30 (Typ.)
- *3rd Order Output Intercept Point [dBm] @ 2 tones + 24 dBm each : Uplink : +48 (Typ.)
Downlink : +50 (Typ.)
- *3rd Order Output Intercept Point [dBm] @ 2 tones + 27 dBm each
- *Power Supply : 110V/0.47A to 220V/23A (Autorangeing) 50 to 60 Hz
- *Propagation Delay [uSec] : <0.3
- *Input/Output Impedance : 50 ohm
- *VSWR IN/OUT : <1.5:1
- *Net Weight : < 18 kg/ 40 lb
- *PAINT: FLAT EPOXY BROWN

OPERATING TEMPERATURE RANGE: -30°C TO +55°C

NEMA 4 ENCLOSURE

DIMENSIONS ARE IN INCHES. TOLERANCES ARE:		CONTRACT NO:	
ANGLES	DECIMALS	APPROVALS	DATE
± 1"	.XX ± .05 .XXX ± .01 .XXX ± .005	DRAWN Sivak	06/14
TREATMENT	CHECKED		
FINISH	ENG. DESIGN ACTIVITY		
MATERIAL			

G-Wave Solutions			
TITLE NFPA 800/900 MHz BDA			
BDA-PS8NEPS/N/PS9-27/30-80-C			
SIZE	CAGE CODE	DWG NO:	REV.
A		BDA-PS8NEPS/N/PS9-27/30-80-C-1	A
SCALE	None		SHEET 1 OF 1

FCC ID: Q8KESMR2W80AN89R