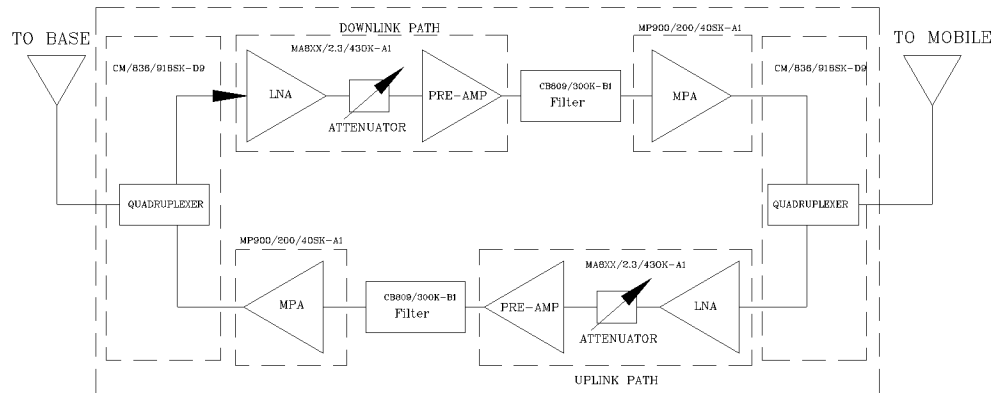


AVAILABLE OPTIONS	Description
O26	Standard NFPA Compliant Local Alarming via 26-Pin Connector
S1	External +24 to +26.5 VDC Back Up
D	Cannon Type AC Connector (No AC/DC Protections)
RED	RED Enclosure

REVISIONS			
REV		DATE	APPROVED
A	Linearity and power upgraded (PSB-25/33)	11/12	G. David

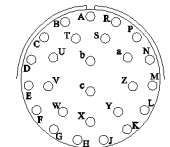


Electrical Specifications

- *Down-Link (Base to Mobile) Frequency Range [MHz] : 851 - 861
- : 935 - 941
- *Up-Link (Mobile to Base) Frequency Range [MHz] : 806 - 816
- : 896 - 902
- *Gain (Minimum attenuation) [dB] : 80 (Min.), 85 (Typ.)
- *Gain Flatness [dB] : +/- 1.5 (Typ.)
- *Noise Figure (System) [dB] : 5.5 (Max.), 5.0 (Typ.)
- *Manual Attenuation Range [dB] : 0 - 30 in 2-dB steps
- *Output Power ALC Set [dBm]
 - Uplink : +27±1
 - Downlink : +27±1
- *Output Composite Power [dBm]
 - Uplink : +27 (Typ.)
 - Downlink : +27 (Typ.)
 - Uplink : +48 (Typ.)
 - Downlink : +48 (Typ.)
- *3rd Order Output Intercept Point [dBm] @ 2 tones + 24 dBm each
- *3rd Order Output Intercept Point [dBm] @ 2 tones + 24 dBm each
- *Power Supply : 110V/0.41A to 220V/21A (Autorangeing) 50 to 60 Hz
- *Propagation Delay [uSec] : <0.3
- *Input/Output Impedance : 50 ohm
- *VSWR IN/OUT : <1.5:1
- *Net Weight : < 16 kg/35 lb
- *PAINT: FLAT EPOXY BROWN

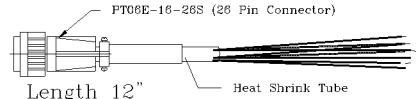
PIN #	DESCRIPTION
A	1-NO DL/UL Current Alarm
B	1-COM DL/UL Current Alarm
C	1-NC DL/UL Current Alarm
D	2-NO Donor Antenna Alarm
E	2-COM Donor Antenna Alarm
F	2-NC Donor Antenna Alarm
G	3-NO DC Backup Alarm
H	3-COM DC Backup Alarm
J	3-NC DC Backup Alarm
K	
L	
M	
N	GND
P	GND
R	+12 VDC 200mA
S	+12 VDC 200mA (STNB)

PIN OUT NFPA O26



WARNING. This is NOT a CONSUMER device. It is designed for installation by FCC LICENSEES and QUALIFIED INSTALLERS. You MUST have an FCC LICENSE or express consent of an FCC Licensee to operate this device. Unauthorized use may result in significant forfeiture penalties, including penalties in excess of \$100,000 for each continuing violation.

WITHOUT INCLUSION OF ACSP OPTION, THIS UNIT MAY NOT BE POWERED BY A GENERATOR.



SKU # 11602180

DC Current Draw @ +24VDC: 1.52A

NEMA 4 ENCLOSURE

FCC ID: Q8KESMR2W80AN89R

DIMENSIONS ARE IN INCHES. TOLERANCES ARE:		CONTRACT NO:		G-Wave Solutions	
ANGLES	DECIMALS	APPROVALS	DATE	TITLE	
± 1°	.XX ± .05 .XX ± .01 .XXX ± .003	DRAWN Sivak	06/14	NFPA 800/900 MHz BDA	
TREATMENT	CHECKED	ENG.	DESIGN ACTIVITY	BDA-PS8NEPS/PS9-27/27-80-C	
FINISH	63	SCALE	None	SIZE	A
MATERIAL				CAGE CODE	DWG NO:
				BDA-PS8NEPS/PS9-27/27-80-C-1	REV. A
					SHEET 1 OF 1